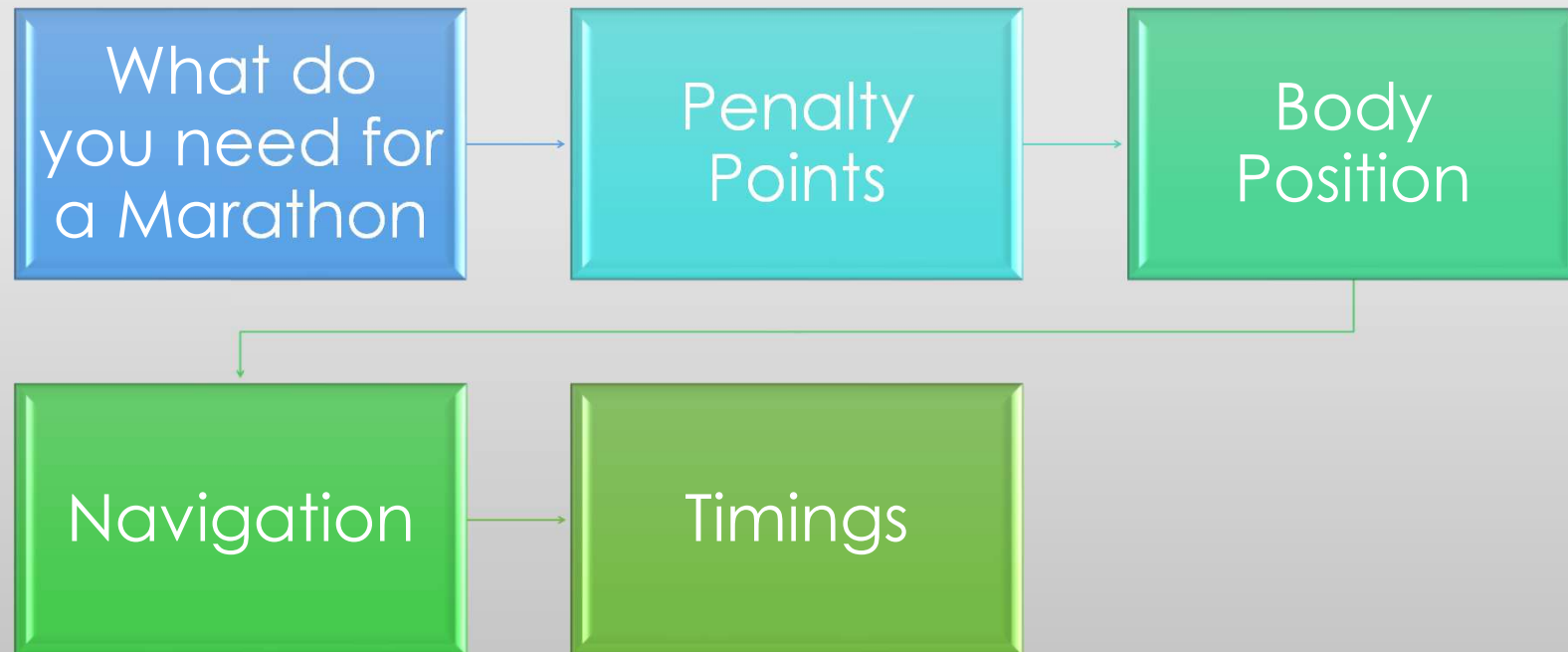


A photograph of two people in a horse-drawn carriage. The person in the front is wearing a helmet and a vest, holding the reins. The person in the back is also wearing a helmet. The carriage has a basket on the side with the number 43. A horse is pulling the carriage. The background is a blurred field with trees.

BASICS OF BACKSTEPPING

WHAT ARE WE GOING TO COVER?



A sepia-toned photograph of two individuals in a horse-drawn carriage. The person in the front, wearing a helmet and safety vest, is holding the reins. The person in the back is also wearing a helmet. The carriage has large spoked wheels and a basket in the middle. A horse is partially visible on the right. The background is a blurred outdoor setting.

WHAT DO YOU NEED
BEFORE A MARATHON?

PHASES OF THE MARATHON



Section A

Transition

Halt

Section B

BEFORE THE MARATHON



SPARES



WHAT TO
WEAR



SAFETY
EQUIPMENT



MARATHON
TIMINGS



TACKING
UP

A sepia-toned photograph of two harness racing drivers in a sulky, pulled by a horse. The driver in the foreground is wearing a helmet and a vest with the number 14 on the back. The driver behind is also wearing a helmet. The sulky has large spoked wheels and a wire mesh basket. The horse is dark-colored and is in motion, with its tail slightly raised. The background is a blurred outdoor track with trees.

DO YOU KNOW YOUR
PENALTY POINTS?

Article 969 Summary of Penalties in Marathon

Athletes are liable to the following penalties:

Definition	Ref. Article	Penalties
Athlete or Groom wearing shorts.	928.2	10 penalties per person
No protective headgear or no back/body protector on Marathon .	928.2	Elimination followed by Disqualification
Finishing Section B with less Horses than required.	931	Disqualification
No breeching with a carriage with no brakes.	937	Elimination
No breeching for Singles	940	Elimination
Contravening the rules on advertising.	941	Warning Yellow Card
Substitution of a Groom.	943.2	Elimination
Groom handling reins, or using whip or brakes when carriage not stationary.	943.2.5	20 penalties
Person tied to the carriage	943.2.6	Elimination
Outside Assistance.	945.2.2.2	Elimination
Groom leading a Horse through an obstacle.	945.3	25 penalties
Incorrect pace	960.6.2 & 964.4	1 penalty for every 5 sec.
Dislodging a dislodgeable Element	961.5.5	2 penalties per occurrence
Preventing a dislodgeable element from being dislodged	961.5.7	10 penalties
Motorised vehicles or bicycles in obstacles.	962.3.5	First Incident - Warning Second Incident - Yellow card
Carriages under weight at end of B or under width at start of B.	937 & 966.1	Elimination
Total time over Time Allowed in all Sections	963.5.1	0.25 penalties/sec.
Total time under Minimum Time in Section A and B	963.5.2	0.25 penalties/sec.
Total time in obstacles.	968.1.1	0.25 penalties/sec.
Athlete fails to stop when recalled	963.4.3	Elimination
Not ready to Start Section A.	963.4.2	0.25 penalties/sec.
Contravening the rule on the use of the whip	964.1	20 penalties
Each deviation from Course after last obstacle.	964.3	10 penalties
Required persons not on carriage passing through a compulsory turning flag, or the start and finish of each Section, each occasion.	964.5	5 penalties
Grooms Dismounting while moving in Section B.	964.5	5 penalties
Athlete Dismounting while moving in Section B.	964.5	20 penalties
Finishing Section B with missing or disconnected Pole strap, trace or reins for each occurrence.	964.7	10 penalties
Failing to pass through compulsory turning flags and obstacles in correct sequence and direction	964.2	Elimination
Finishing Section B with missing wheel.	964.7	Elimination
Finishing Section B with broken or disconnected pole or shaft	964.7	Elimination
Failing to pass through entry flags of an Obstacle.	965.2	Elimination

PENALTY POINTS

Groom(s) not on the carriage when crossing start of an obstacle	965.3.7	5 penalties
Grooms not remounting on the carriage immediately outside of an obstacle (per incident)	965.3.2	5 penalties
Failing to pass through exit flags of an obstacle within 5 minutes.	965.7.3	Elimination
For correcting each error of Course in an obstacle.	965.2	20 penalties
Passing between exit flags before completing an Obstacle.	965.2	Elimination
Groom(s) dismounting in an obstacle, each occasion.	965.3	5 penalties
Athlete dismounting in an obstacle.	965.3	20 penalties
Two feet on an element of obstacle.	965.3	5 penalties
Groom climbing over horse back or down the pole in an obstacle	965.3	20 penalties
Disconnecting and leading through an Obstacle.	965.4	Elimination
Failing to stop for leg over pole, lead bar or shaft.	965.6	Elimination
Failing to stop for leg over trace.	965.6	30 penalties
Carriage overturn	964.7.4	Elimination
Exceeding the time limit in obstacles (5 mins)	965.7.3	Elimination
Horses unfit to continue in rest area	966.1	Elimination
Exceeding the Time Limit in all Sections	968.1.1	Elimination

A black and white photograph of two people in a horse-drawn carriage. The person in the front is wearing a helmet and a vest, holding the reins. The person in the back is also wearing a helmet. The carriage is being pulled by a horse, whose head and neck are visible on the right. The background is a blurred field with trees.

WHERE & HOW SHOULD YOU
STAND ON THE CARRIAGE?

BODY POSITION ON THE CARRIAGE

- As far forward as possible and over the wheels
- Hold on
- Be safe
- Assisting the driver
 - Driver safety belt
 - Additional whips
 - Spares



WHAT IS
WRONG
HERE?



→ Weight in the wrong position

→ Heel is up

→ Where weight should be





EQ
012



KNOW YOUR ROLE FOR THE TURN OUT



- Single
- Pair – Bottom step / Top step
- Team – Navigator/Top Step & Bottom Step

GIVE THE DRIVER
CONFIDENCE





WRONG POSITION

- Being in the wrong position can cause the carriage to tip. Even on a flat arena.
- What do you do if you tip up or have an accident?
- https://www.youtube.com/watch?v=oh_bKpT0qvY

WRONG POSITION

PennLive |

CARRIAGE
RACING





HANG ON AND DON'T LET GO



SOMETIMES YOU GET A BIT DIRTY



HOW TO DO IT.....OR NOT

- Know the route and react early
- Moving from side to side quickly
- Keep calm and know the basics
- Enjoy it





NAVIGATION

NAVIGATION

- Find out before what the driver want from you.
- Every driver is different:
 - Come / Get
 - Right / Left
 - Red / Blue
- Give clear instructions.
- Try not to get excited and speed up.
- Remember which gates you have been through.
- Know how to get out.
- Try NOT to point.
- Don't be scared to tell the driver they have gone wrong!!!



NAVIGATION



FINALLY AND MOST IMPORTANTLY

- Have fun and prepared to get wet!!!!



A sepia-toned photograph of two individuals in a horse-drawn carriage. The person in the front, wearing a helmet and safety vest, is driving the carriage. The person in the back is also wearing a helmet. The carriage has a basket on the side with the number 43. A horse is harnessed to the front of the carriage. The background is a blurred outdoor setting with trees.

TIMINGS FOR THE MARATHON

MARATHON TIME INFORMATION

BC Hopetoun Horse Driving Trials 2024

Timetable Marathon - Saturday 25th May 2024

CLUB SINGLE HORSE/NATIONAL NOVICE HORSE			Obstacles	123456
Section	Distance in m	Speed in km/h	Minimum Time	Allowed Time
A	4,300	14	16:26	18:26
B	6,280	14	23:55	26:55

CLUB SINGLE PONY/NATIONAL NOVICE PONY			Obstacles	123456
Section	Distance in m	Speed in km/h	Minimum Time	Allowed Time
A	4,300	13	17:51	19:51
B	6,280	13	26:00	29:00

CLUB SHORT FORMAT PONY			Obstacles	123456
Section	Distance in m	Speed in km/h	Minimum Time	Allowed Time
B	6,280	13	26:00	29:00

VSE CLASS			Obstacles	1234
Section	Distance in m	Speed in km/h	Minimum Time	Allowed Time
B	3,130	10	15:47	18:47

ALL OTHER NATIONAL HORSE CLASSES			Obstacles	12345678
Section	Distance in m	Speed in km/h	Minimum Time	Allowed Time
A	4,300	14	16:26	18:26
B	6,280	14	23:55	26:55

ALL OTHER NATIONAL PONY CLASSES			Obstacles	12345678
Section	Distance in m	Speed in km/h	Minimum Time	Allowed Time
A	4,300	13	17:51	19:51
B	7,300	13	30:42	33:42




MARATHON TIME INFORMATION

SECTION A

ALL OTHER NATIONAL PONY CLASSES	
Section	Distance in m
A	4,300
B	7,300

	Obstacles	12345678
Speed in km/h	Minimum Time	Allowed Time
13	17:51	19:51
13	30:42	33:42



MARATHON TIME INFORMATION

SECTION B

ALL OTHER NATIONAL PONY CLASSES	
Section	Distance in m
A	1,000
B	7,300

	Obstacles	12345678
Speed in km/h	Minimum Time	Allowed Time
13	17:51	19:51
13	30:42	33:42


20:38

< BackMike Watts Marathon T

Hdt Marathon tin

Km	Max	Min
1	4:37	4:09
2	9:14	8:18
3	13:51	12:27
4	18:28	16:36
4.3	19:51	17:51

Back

A		Start Time						B		Start Time					
		Finish Time								Finish Time					
Speed		KM	Time Allowed		Obstacle Flagged To		Speed		KM	Time Allowed					
			Min	Max						Min	Max				
CTFs							CTFs								
	1	4.09	4.37		1	5		1	4.12	4.37					
	2	8.18	9.14					2	8.25	9.14					
	3	12.27	13.51		2	6		3	12.37	13.51					
	4	16.36	18.28					4	16.49	18.28					
	5	17.51	19.51		3	7		5	21.02	23.05					
	6							6	25.14	27.42					
	7				4	8		7	29.26	32.19					
	8				 Riding & Harness Stuff www.harnessstuff.co.uk			8	30.42	33.42					
	9							9							
	10							10							

20:39

< BackMike Watts Marathon T

Hdt Marathon tin

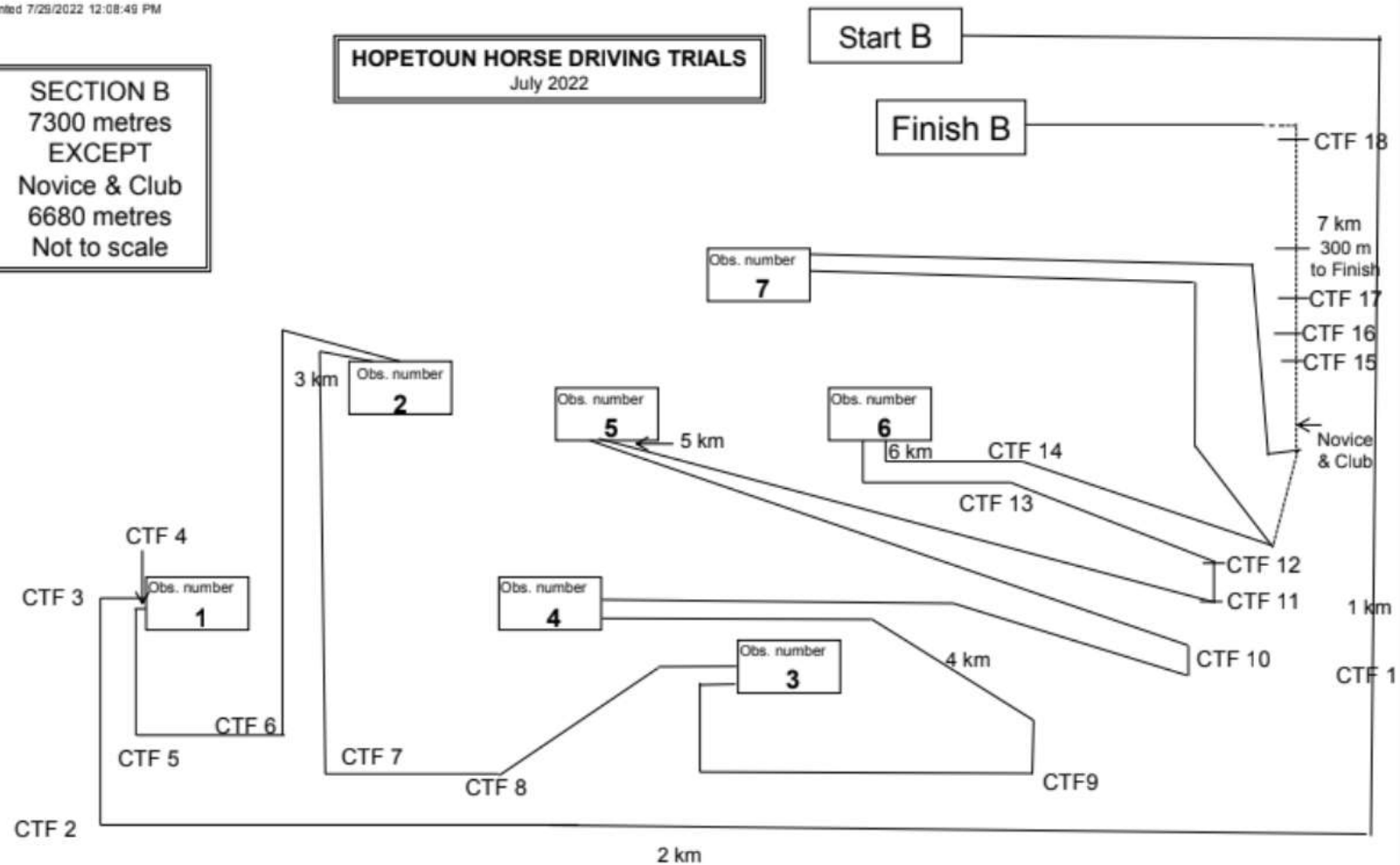
Km	Max	Min
1	4:37	4:12
2	9:14	8:25
3	13:51	12:37
4	18:28	16:49
5	23:05	21:02
6	27:42	25:14
7	32:19	29:26
7.3	33:42	30:42

Back

Printed 7/29/2022 12:08:49 PM

HOPETOUN HORSE DRIVING TRIALS July 2022

SECTION B
7300 metres
EXCEPT
Novice & Club
6680 metres
Not to scale



1,
2,3 OB1, 4, 5, 6 OB2.
7,8 OB3, 9
OB4, 10, OB5, 11, 12, 13, OB6.
14, OB7, 15, 16, 17

Section B Order of Flags, Markers and Obstacles START B -1KM- CTF1-2KM - CTF 2 - CTF3 -OBS1- CTF 4 - CTF5 - CTF6 -OBS2- 3KM-CTF7 - CTF8 - OBS3
- CTF9 - 4KM-OBS4 - CTF10-OBS5- CTF11 - CTF12 - CTF13- OBS6 -6KM - CTF14 -OBS 7- CTF15 - CTF16 -CTF17 7KM 300M TO FINISH- CTF18-FINISH .
Novice & Club: omit Obstacles 7.

TIMINGS AND WHAT TO DO IN BETWEEN OBSTACLES



- <http://www.mikewatts.com/hdt/mt1/mt.html> through Riding & Harness Stuff app.
- Compulsory flags
 - Bike sections B where you can.
- Stop watches
 - Hold ups
- Keep the driver updated.
- Manage the time - Min and max time



CONES



QUESTIONS